


LAMINATE FLOORING

FLOORS FOR A BETTER TOMORROW



YOUR HOME. YOUR CASA.



CASA



280 × 1285 × 7 mm

VICTORY

CASA




48 h water resistant



v-groove



wood structure



usage class



abrasion class



MATERA OAK

64586
280 × 1285 × 7 mm
AC5 / 32 | 4V
wood structure



VERONA OAK

64589
280 × 1285 × 7 mm
AC5 / 32 | 4V
wood structure



VICENZA OAK

64587
280 × 1285 × 7 mm
AC5 / 32 | 4V
wood structure



AREZZO OAK

64590

280 × 1285 × 7 mm

AC5 / 32 | 4V

wood structure



34

35

VOLTERRA OAK

64591

280 × 1285 × 7 mm

AC5 / 32 | 4V

wood structure



ALASSIO OAK

64588

280 × 1285 × 7 mm

AC5 / 32 | 4V

wood structure



BELLUNO OAK

64592

280 × 1285 × 7 mm

AC5 / 32 | 4V

wood structure



36

POSITIANO OAK

64593

280 × 1285 × 7 mm

AC5 / 32 | 4V

wood structure



CAVELLO OAK

64594

280 × 1285 × 7 mm

AC5 / 32 | 4V

wood structure



37

TREVISO OAK

64595

280 × 1285 × 7 mm

AC5 / 32 | 4V

wood structure

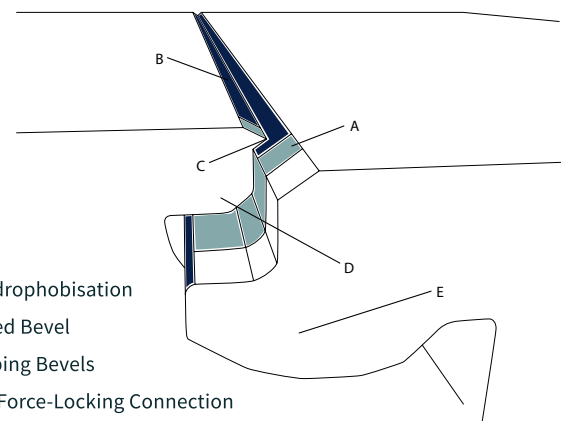


megaloc

aqua protect

Water resistant laminate flooring with megaloc aqua protect is easy to install and gives you full protection.

The unique system provides reliable water resistance by preventing water from entering the joints.



- A Edge Hydrophobisation
- B Lacquered Bevel
- C Overlapping Bevels
- D Durable Force-Locking Connection
- E Swelling-Modified HDF Board

LLT | anti scratch **LLT** | anti static

LLT surface, which guarantees a great appearance of the floor surface even with intensive exploitation. Safety for allergy sufferers - no dust at home! A special anti-static layer prevents the formation of electric charges on the surface.

antibacterial⁺
by CLASSEN


The surfaces of CLASSEN laminate floors have a strong antibacterial effect. It therefore awards CLASSEN laminate the „Antibacterial“ certificate according to ISO 22196.




Friendly to warm water and electric **underfloor heating systems.**

OUR SURFACE STRUCTURE


SCAN & SEE
our shorts video



Wood texture matt



Wood texture gloss



Synchronized texture



SCAN & SEE
How to correctly install
click laminate flooring



@ClassenFloorPoland
@ClassenFloorHungary
@ClassenFloorRomania
@ClassenFloorUkraine
@ClassenFloorRussia
@Classen.Group



classen_floor
classen_group



ClassenFloor
Instructions and films



Classen Cloud
Download app with our floors



Classen Competence Centre
Showroom and advice for our customers

www.classenfloor.com

Classen Floor Systems Sp. z o.o.

ul. Wyzwolenia
44-292 Zwonowice, Poland

+48 (32) 429 20 00
biuro@classenfloor.pl

CLASSEN Group

Werner-von-Siemens-Str. 18-20
56759 Kaisersesch, Germany

+49 2653 9800
info@classen.de

2023.07

The catalogue does not constitute an offer within the meaning of commercial law. Classen Floor Systems Sp z o.o. reserves the right to change and improve the products presented in this publication without prior notice. Information contained in this catalogue is correct at the time of publishing.

Colours presented in this catalogue may differ from the products that are on sale.